

## Shell Scheme Order Form — Last Order by 19/02/2024

Contact Name:	Event Date: <b>13 &amp; 14 March 2024</b>		
Event:	Hall Name/No.:		
Company Name:	Stand Number:		
Company Address:			
Tel Number:	Date:		
Email Address:	Signed:		
<b>SHELL SCHEME PACKAGE including:-</b>	<b>Cost</b>	<b>Quantity</b>	<b>Total</b>
Shell Scheme, Company fascia name & standard carpet	£25.00/sqm		
<b>OPTIONAL EXTRAS</b>			
1m — Flat/Sloping Shelves	£32.00		
Hanging Rail	£27.00		
Shell Scheme Lockable Office (1m x 1m)	£210.00		
Slatted Wall Panel	£97.50 per panel		
Painted MDF Cladding Panel <i>(To create seamless wall)</i>	£93.60 per panel		
Graphic Infill Panels	£236.00 per panel		
Tension Fabric Graphic (seamless)	£131.25 per sqm		
	<b>VAT</b>		
	<b>Total</b>		

Your company name and stand number will be supplied on a standard fascia panel fixed to the front of your stand. Please fill in this section of the form to ensure your name panels are correct.

### NAME THAT YOU WISH TO APPEAR ON YOUR SHELL SCHEME STAND


Please print in CAPITALS as mistakes resulting from illegible handwriting will be charged for.

No more than 32 characters can be used. Alterations after the deadline will be charged at £30+vat per board.

All orders received less than 15 working days before the event build will be subject to a 20% surcharge.

All orders to be received by 19/02/2024

Emblem Events & Exhibitions reserve the right to substitute specified equipment with a suitable alternative if necessary.

All orders are subject to Emblem's terms and conditions. Goods/Services will not be supplied unless fully paid for in advance. Please tick the box below indicating how you would like to pay:

Please state if invoicing name/address is different from the above.

**Invoice**  
(For Bank Transfer)

**Credit/Debit Card**

Please return your forms to:

Email: Sales@emblemevents.co.uk

## Shell Scheme Order Form

Please indicate using the grid below the layout of additional panels ordered. Please also fill in the surrounding stand numbers so that the stand orientation can be attained.

Stand Number

↑


Stand Number

←

Stand Number

→

**Front of Stand**

Your Stand Number



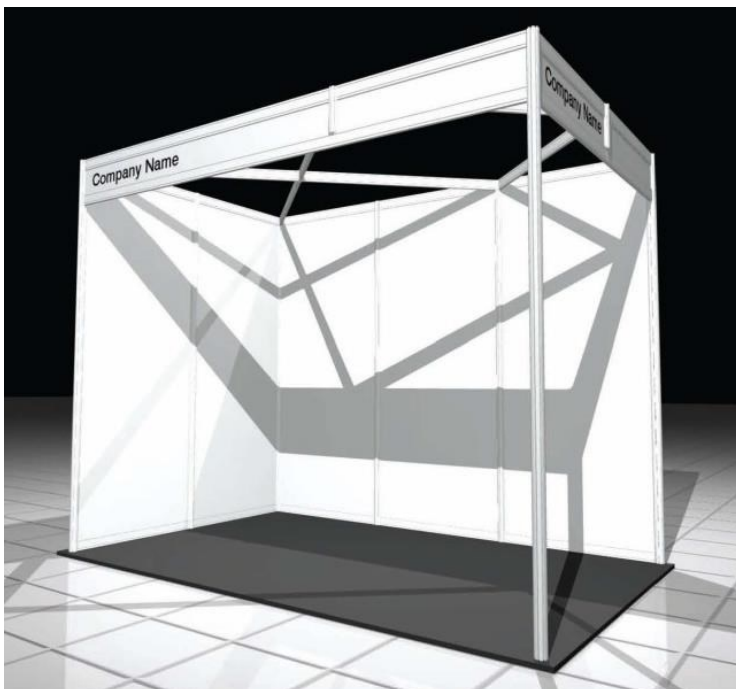
## Shell Scheme Specification

- Stand height is 2500mm from the floor to the top of the stand.
- Maximum internal height is 2430mm to allow for the ceiling grid structure.
- The white Foamex wall panels are 2350mm high x 970mm wide.
- The maximum visible area of the wall panels are 2338mm high x 950mm wide.
- If printing graphics to overlay on the existing wall panels the graphics should be 2338mm high x 950mm wide, and should be fixed to the panels using one of the approved methods listed below.
- If printing graphics onto Foamex to replace the existing infill panels then the Foamex should measure 2350mm high x 970mm wide x 3mm thick, and the artwork should be 2338mm high x 950mm wide.

PLEASE NOTE: IF PRINTING INFILL PANELS THE REAR OF THE PANEL NEEDS TO BE PLAIN WHITE AS THIS WILL BACK ONTO ANOTHER EXHIBITORS STAND, THANK YOU.

Please observe the following do's and don'ts to avoid chargeable damage to the system:

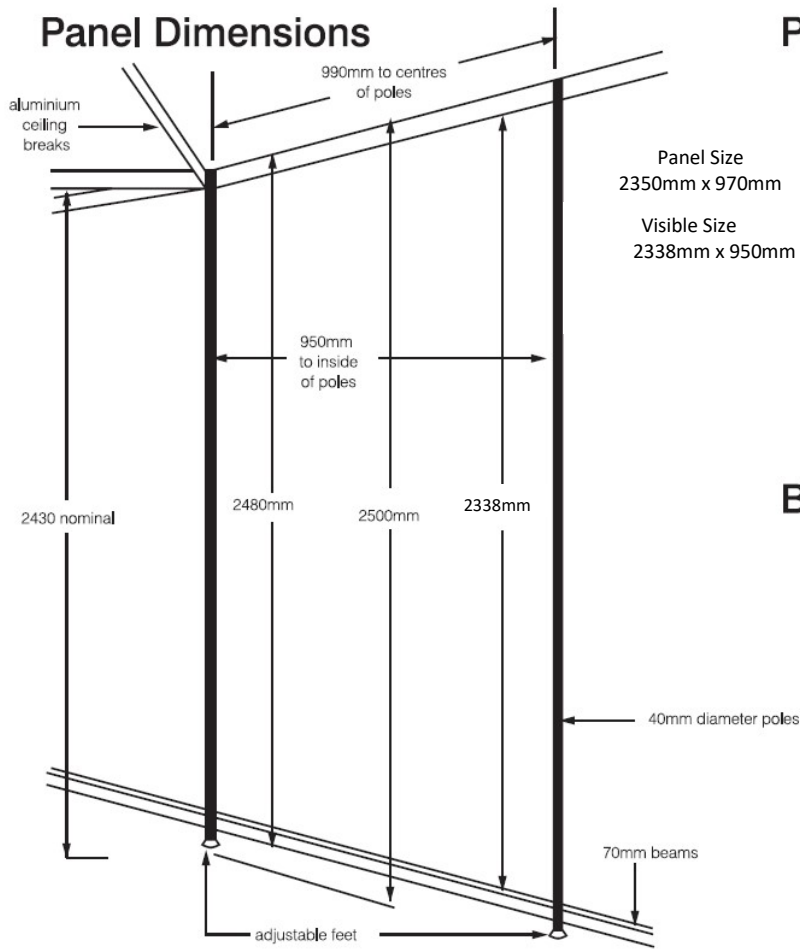
<p><b>DO NOT USE:</b>          Nails          Screws          Pins          Staples          Paint          Anything with a strong adhesive.</p>	<p><b>DO USE:</b>          Double sided tabs          Self-adhesive Velcro hook and loop          Panel brackets</p>
--	--



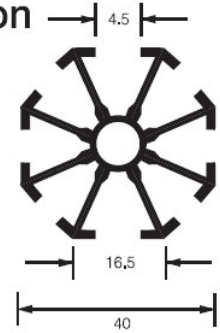
*Example of a 3m x 2m stand*



### Panel Dimensions



### Post Section



### Beam Section

